

Adlarity[®]
(donepezil transdermal system)

A visual guide to once-weekly treatment

Plan | Peel | Place



What is ADLARITY used for?

ADLARITY is used to treat mild, moderate, or severe dementia of the Alzheimer's type.

Important Safety Information

Who should not take ADLARITY?

Do not take ADLARITY if you:

- Are allergic to donepezil, certain medications called piperidine derivatives, or any of the ingredients in ADLARITY
- Have a history of a skin reaction called allergic contact dermatitis to ADLARITY

Please see additional Important Safety Information throughout and click for [Full Prescribing Information](#) and [Patient Information](#).

Before you apply ADLARITY[®], take note:



ADLARITY must be kept in the refrigerator. When you're ready to apply it, take out 1 pouch.

- **Use within 24 hours** of taking the pouch out of the refrigerator
- **Do not** use external heat sources to warm ADLARITY



Setting a timer for 20 minutes may be helpful.

Before applying ADLARITY to the skin, **allow it to reach room temperature.**

We created this guide to help you apply ADLARITY, but it does not include everything you need to know. Please read the complete Instructions for Use before using ADLARITY. You can find them at [ADLARITY.com](https://www.adlarity.com).

Important Safety Information (continued)

What Warnings should I know about ADLARITY?

- Some people experienced skin reactions that include redness and itching at the application site when using ADLARITY. Stop using ADLARITY and call your healthcare provider if you experience skin reactions that do not improve within 48 hours after the transdermal system is removed. Skin reactions include increased redness or swelling, peeling or blistering of the skin, or spreading beyond the application site.

Please see additional Important Safety Information throughout and click for [Full Prescribing Information](#) and [Patient Information](#).

Adlarity[®]
(donepezil transdermal system)

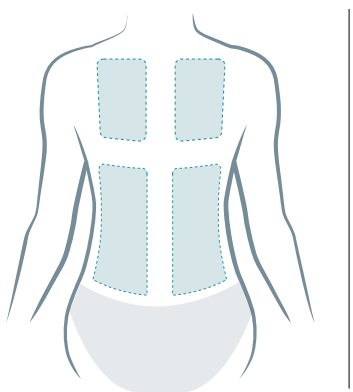
Wearing ADLARITY

ADLARITY is worn continuously for 7 days. It can be worn vertically or horizontally. Where you apply ADLARITY might depend on whether or not you have someone helping you, like a caregiver. There are **8 different skin areas** you can choose to apply ADLARITY.

Recommended areas: caregiver assistance

Upper back
(right or left side)

Lower back
(right or left side)

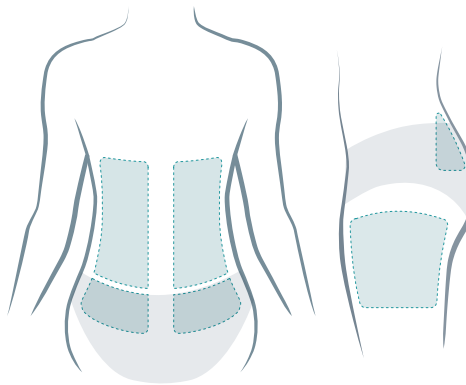


Recommended areas: self-applying

Lower back
(right or left side)

Upper buttocks
(right or left side)

Upper outer thighs
(right or left side)



Only 1 ADLARITY transdermal system should be worn at a time.

Important Safety Information (continued)

What Warnings should I know about ADLARITY? (continued)

- The class of medicine that includes ADLARITY may cause slow heartbeat and fainting. Call your doctor right away if you feel faint or lightheaded while using ADLARITY.

Please see additional Important Safety Information throughout and click for [Full Prescribing Information](#) and [Patient Information](#).

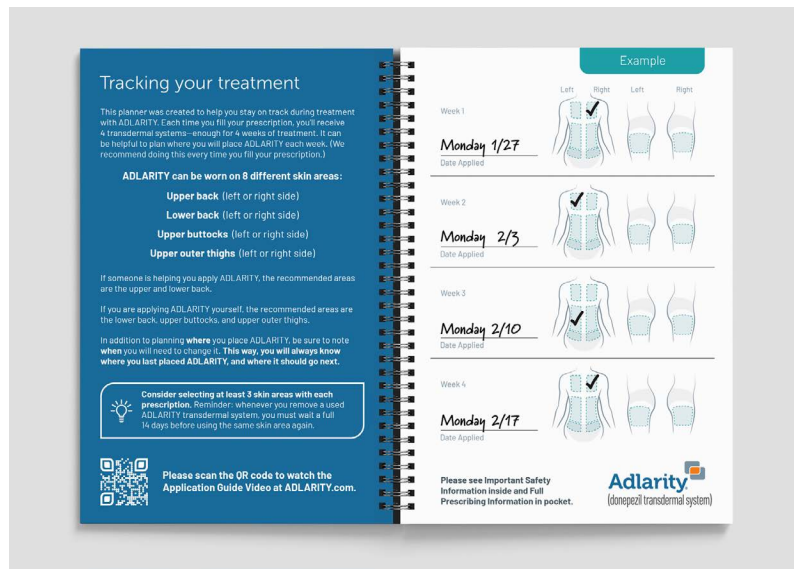
Adlarity
(donepezil transdermal system)

Keeping track

Apply ADLARITY on the same day and at the same time each week—**be sure to change the skin area you choose.**

The 2-week rule

Every time you remove ADLARITY, **you must wait a full 14 days before using the same skin area again.** This will lower the chance of skin irritation.



Please ask your doctor if you did not receive a weekly planner.

What if ADLARITY falls off? See page 9.

Important Safety Information (continued)

What Warnings should I know about ADLARITY? (continued)

- Donepezil, the active ingredient in ADLARITY, may cause diarrhea, nausea, and vomiting. In most cases these effects have been transient, although some cases lasted 1 to 3 weeks.

Please see additional Important Safety Information throughout and click for [Full Prescribing Information](#) and [Patient Information](#).

Adlarity
(donepezil transdermal system)

Keep in mind

- Consider selecting at least 3 skin areas with each prescription. Whenever you remove a used ADLARITY transdermal system, **you must wait a full 14 days before using the same area again**
- **Do not** use ADLARITY if it becomes damaged in the application process or if it has expired. Call your pharmacy or your doctor
- Always apply ADLARITY to intact skin immediately after removal from the pouch. **Never apply it over folds of skin or across the spine**
- Wear ADLARITY all week, including during your **everyday activities** such as exercising, showering, bathing, and sleeping

Important Safety Information (continued)

What Warnings should I know about ADLARITY? (continued)

- The class of medicine that includes ADLARITY may cause more stomach acid. This increases the chance of ulcers and bleeding. The risk is higher for people who have had ulcers or take NSAIDs. Call your healthcare provider right away if you have heartburn or stomach pain that is new or does not go away, blood in your vomit, dark vomit that looks like coffee grounds, or bowel movements or stools that look like black tar.
- Although not observed in clinical trials of ADLARITY, problems passing urine may occur.
- The class of medicine that includes ADLARITY are believed to have some potential to cause seizures. However, seizures may also be caused by Alzheimer's disease.
- The class of medicine that includes ADLARITY may cause worsening of lung problems in people with asthma or other lung disease.

Please see additional Important Safety Information throughout and click for [Full Prescribing Information](#) and [Patient Information](#).


Adlarity
(donepezil transdermal system)

How to apply ADLARITY

There is a 2-piece liner on the back of ADLARITY. You will need to remove each piece separately.

Always wash your hands before and after handling ADLARITY.

To remove Liner 1 (the shorter side):



- Hold ADLARITY with the liner facing you. Here, Liner 1 is on top



- Bend it at the wavy cut in the middle (this will separate the liners)



- Remove Liner 1 only. The sticky side is now exposed—be careful not to touch it

Important Safety Information (continued)

What should I tell my health care provider?

Tell your doctor about all of your present or past health conditions, including:

- Any heart problems, including problems with irregular, slow, or fast heartbeats
- Stomach ulcers
- Problems passing urine
- Seizures
- Asthma or lung problems

Please see additional Important Safety Information throughout and click for [Full Prescribing Information](#) and [Patient Information](#).

Adlarity[®]
(donepezil transdermal system)

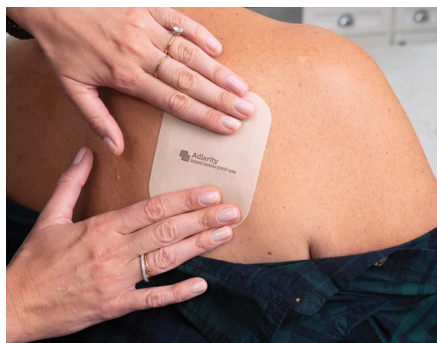
How to apply ADLARITY (continued)

Now, place the exposed side of ADLARITY against the skin. Once it is on the skin, you can begin to remove Liner 2.

To remove Liner 2 (the longer side):



- Slowly peel away Liner 2 with 1 hand, while gently smoothing ADLARITY into place with the other



- Smooth it out with your fingers



- Press firmly for 30 seconds to make sure that the edges stick to the skin

That's it! Wear ADLARITY continuously for 7 days, until it's time for removal.

Important Safety Information (continued)

What should I tell my health care provider? (continued)

Tell your doctor about all of your present or past health conditions, including:

- Pregnant or plan to become pregnant. It is not known if ADLARITY can harm an unborn baby
- Breast-feeding. It is not known if donepezil passes into breast milk
- A previous skin reaction to the ADLARITY patch

Please see additional Important Safety Information throughout and click for [Full Prescribing Information](#) and [Patient Information](#).

Adlarity[®]
(donepezil transdermal system)

Day 7: Removing ADLARITY

After 7 days have passed, it is time to apply a new ADLARITY to a different location. First, remove the one that was previously applied.

To remove ADLARITY:



- Use both thumbs



- Slowly and evenly peel ADLARITY off the skin, from top to bottom



- Make sure no pieces are left on the skin. If there are, remove them with your fingers; if needed, **ONLY** use mineral or baby oil

Important Safety Information (continued)

What should I tell my health care provider? (continued)

Tell your doctor about all the medicines you take, including prescription and non-prescription medicines, vitamins, and herbal products. ADLARITY and other medicines may affect each other when used at the same time. Especially tell your healthcare provider if you take medicines called nonsteroidal anti-inflammatory drugs (NSAIDs).

Please see additional Important Safety Information throughout and click for [Full Prescribing Information](#) and [Patient Information](#).

Adlarity[®]
(donepezil transdermal system)

Disposing of ADLARITY

It is important to properly dispose of ADLARITY because there may still be medicine in it after the 7-day wear period is over.

- Fold ADLARITY in half (the sticky sides should stick together)
- Throw it away in the household trash **ONLY**

Tip: Place any pieces that you may find stuck to the skin on the sticky side of the used transdermal system.



What if ADLARITY falls off?

It is unlikely that this will happen before the 7-day wear period is over, but if it does,

- **Do not** try to reapply the one that fell off; throw it away properly
- Apply a new one to a different skin area (after it reaches room temperature)
- Adjust your schedule; wait 7 days before changing ADLARITY again
 - **Example:** If you normally change the ADLARITY transdermal system on Saturday, but it fell off on a Wednesday, the following Wednesday now becomes the day you change it

Important Safety Information (continued)

What should I tell my health care provider? (continued)

Tell your healthcare provider or dentist that you use the ADLARITY transdermal system before you have surgery, medical procedures, or dental surgery or procedures.

Please see additional Important Safety Information throughout and click for [Full Prescribing Information](#) and [Patient Information](#).

Adlarity[®]
(donepezil transdermal system)

Be sure to view additional resources at [ADLARITY.com](https://www.adlarity.com)

For more help using ADLARITY, check out the:

- [Application Guide Video](#)
- [Instructions for Use](#)

To learn more about ADLARITY and how it works, check out the

- [Patient/Caregiver Brochure](#)



Important Safety Information (continued)

What are the side effects of ADLARITY?

The most common side effects of ADLARITY (>3%) were headache (15%), application site itching (9%), muscle spasms (9%), sleeplessness (7%), abdominal pain (5%), application site skin irritation (6%), constipation (5%), diarrhea (4%), application site pain (4%), dizziness (4%), abnormal dreams (4%), and skin tearing (4%).

You are encouraged to report negative side effects of prescription drugs to the FDA. Visit www.fda.gov/MedWatch or call 1-800-FDA-1088.

Please see additional Important Safety Information throughout and click for [Full Prescribing Information](#) and [Patient Information](#).

Corium

© 2023 Corium, LLC. All Rights Reserved.
C-0069 (V1.0) 03/23

Adlarity[®]
(donepezil transdermal system)